



Application Guide

Hongdian-Dying Gasp Function



Contents

Contents	2
Revision History	2
1 Overview	3
2 Description	3

Revision History

Updates between document versions are cumulative. Therefore, the latest document version contains all updates made to previous versions.

Doc Version	Product	Release Data	Details
V1.0	Hongdian Router	2017.08.30	First Release

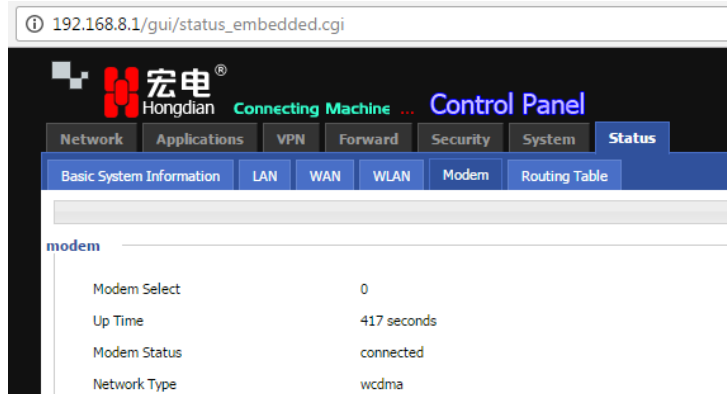
1 Overview

This article introduces the dying gasp feature of Hongdian Router. With dying gasp, when the router is in power-off, its built-in capacitor maintain the router work normal for a period of time, and the router will send a SMS to the preset phone numbers as alarm.

Here we show you how does the dying gasp work.

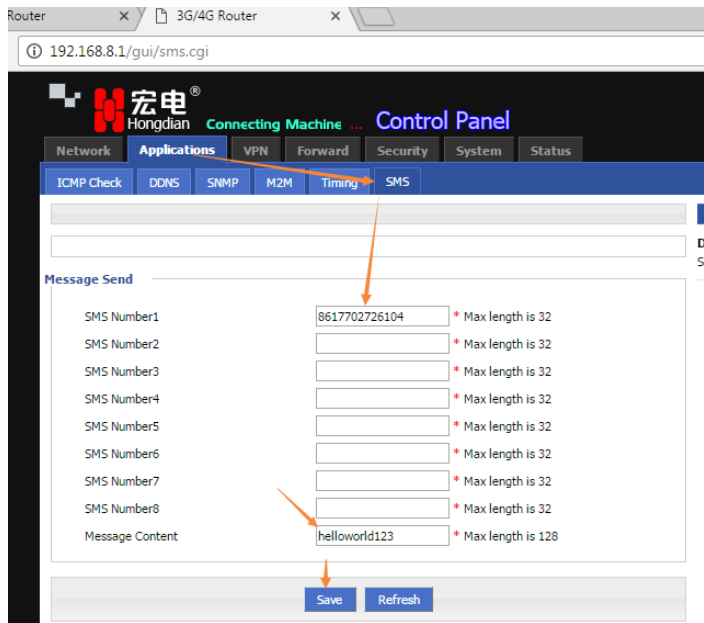
2 Description

1. Make sure you have inserted the SIM card and it is connected, as below.

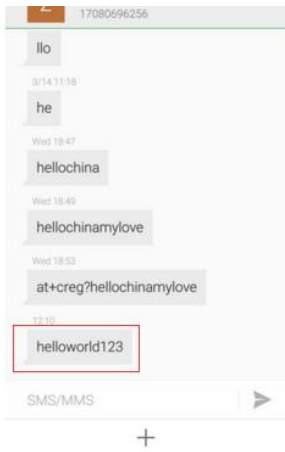


2. Login the Web GUI to find out "Application ->SMS" to configure. Input the phone number and the message content, then save, as below.

(In SMS Number 1, "86" is the international telephone code, and the rest is the phone number.)



3. Turn off the DC power supply. We can see that the router keep running for about 1 minute, and receive the SMS as below.



Note: The alarm message doesn't allow space and punctuation currently, we will continue to optimize it



Create smart things



Contact us

 F14 - F16, Tower A, Building 14, No.12, Ganli 6th Road, Longgang District, Shenzhen 518112, China.

 +86-755-88864288-5

 +86-755-83404677

 hongdianchina

 www.hongdian.com

 sales@hongdian.com

 Hongdian_China